

SANTA FE







Wise and Wide Care

靈活演繹 貼心關懷

No matter what kind of day lies ahead of you,
Santa Fe will always give you a great start.

Whether you face your usual routine or a special occasion to
surprise your family or a long-planned trip, Santa Fe will let you
and your family move easily, comfortably and stylishly.

Things are always better with Santa Fe, in all ways.

無論您面對任何挑戰，Santa Fe 都伴您啟航新的一天。不論
日常活動或是為家人帶來驚喜的特別場合更或是一個長途旅程，
Santa Fe 都會以輕鬆、舒適及時尚的本領，送您到目的地。
一切很美，只因遇上 Santa Fe。



Rediscovering happiness.

幸福 · 重新被發現

Every new detail in the new Santa Fe, both visible and hidden, is geared towards one goal: family. Rediscover your family's happiness with upscale designs that brighten up daily routines, interior spaces big enough to accommodate all types of lifestyles and advanced technology that keeps everyone safe at all times. Stay focused on your family's happiness. Santa Fe will do the rest.

新 Santa Fe 的每個細節，或可見或隱藏，都只帶一個共同目標 — 家庭。於新設計中，重新發現家庭之樂，令每一天都活得更閃爍。車廂空間感十足，以足夠應付不同的生活模式；進階的科技，確保駕駛者及乘客的安全。遇上 Santa Fe，讓您更專心感受家庭之樂。








Making every day upscale.

升級 · 每一天

Santa Fe's wide, distinctive grille merges seamlessly with the main headlamps while dynamic side proportions lead to the rear lamps, delicately wrapped around the edges of the vehicle. Santa Fe's perfectly-balanced stance will ensure an unrivaled presence on the road, helping you make every moment of your day brilliant.

Santa Fe 特大鬼面罩與獨特LED頭燈無縫結合，尾燈精緻地包圍車尾，令比例變得更完美平衡。Santa Fe 於道路上盡顯每個細節的完善及平衡，伴您成就完美的一天。



Making every day comfortable.

舒適 · 每一天

Santa Fe's interior isn't just bigger – it's filled with more thoughtfulness for the entire family. The high center console's soft and plush leather surface offers the comfort of an armchair the moment you sit down, while the neatly-aligned buttons allow hassle-free control of various functions. The state-of-the-art digital cluster and LCD screen are visually attractive to watch as they provide you with meticulous care while you drive.

Santa Fe 的車廂空間不僅更寬敞，於更多細節上亦體貼入微，以配合所有家庭的需要。座椅以柔軟皮革包圍，增強了中排座位的舒適度；加上整齊排列的控制按鈕，彈子間掌控一切。富有科技感的全LCD儀表板總能吸引您的目光，細緻地為您提供一切行車資訊。





A button-type gear shift lever is located conveniently on the center console, while video images of the vehicle's side rear blind spots can be seen on the cluster, making tricky lane changes safe and easy.

按鍵式中控台以最便利的高度位於前排中央。Santa Fe 設有盲點監測影像系統 (BVM)，於儀表板提供盲點位置影像，完善掌握道路資訊，行車切線更安全更輕鬆。

Bridge-type High Console & Shift-By-Wire Automatic Transmission
橋式中央控制台及按鍵式電子換檔

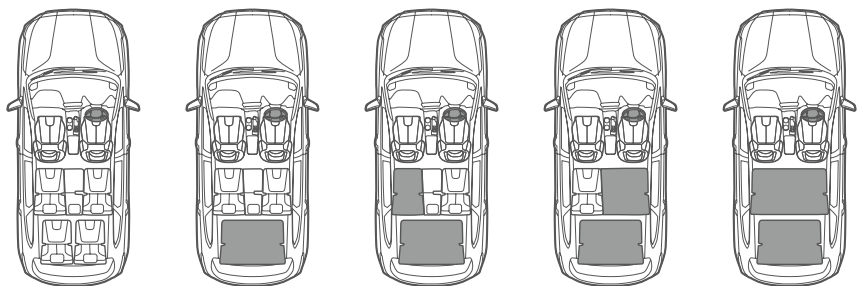


12.3" Full LCD Cluster & Blind-Spot View Monitor (BVM)
12.3吋全LCD電子儀表板連盲點監測影像系統



8" Display & Infotainment System / Wireless Smartphone Charging System
8吋輕觸式資訊娛樂系統 / 智能手機無線充電功能





7 seats

七座位

3rd row folded

後排折疊

3rd row folded and 2nd row folded 40%

後排折疊
中排四成折疊

3rd row folded and 2nd row folded 60%

後排折疊
中排六成折疊

2nd and 3rd row folded

中排及後排折疊

Don't worry about extra family members or distances with the Santa Fe.

A wide choice of seat variations and convenient features will accommodate everyone, everywhere. A simple button is all it takes to fold and slide the second row seats forward for easier access to the third row seats, while Santa Fe's new platform and layout design provides more room in the second row and cargo area, ensuring a comfortable journey for all. When both hands are full, thoughtful details like the Smart Power Tailgate will take a load off your shoulders.

不用擔心突擊出現的額外家庭成員！

多元化的的座椅組合及便捷的功能，可以滿足不同人於不同場合的需要。全新底盤設計，為後排座椅及行李廂提供更多空間，配合一按式摺疊，令進出最後排座位更得心應手。其他細節，例如智能尾門，亦可成為您的最佳副手，於雙手沒閒時，減輕您的負擔。

2nd and 3rd Row Seats & Space 中排及後排座椅及空間



One-Touch Walk-in & Folding / Smart Power Tailgate 一按式摺疊 / 智能尾門系統







Smart technology used wisely.

智能技術 貼心活用

Simply adding a lot of technology to a car won't make it safer. Rather, Santa Fe is designed to smartly minimize the dangers in our everyday driving environment to ensure safety. So the next time you feel at ease backing out of a tight space or parking in a tricky spot, just know that Santa Fe's got your back.

單憑技術並不足以提升汽車安全。Santa Fe 旨在將日常駕駛的潛在危險極小化，確保駕駛環境的安全，輕鬆駕馭狹窄的空間或棘手的停車場。Santa Fe 由始值得信賴。

Surround View Monitor (SVM)

4 HD cameras mounted on the front, sides, and rear of the vehicle show the surroundings in real time.

360度環視鏡頭

4個高清鏡頭分佈於前面、側面及後面，實時顯示四周環境。



Being prepared involves detailed and meticulous care. Santa Fe's Advanced Driver Assistance System considers the various conditions a driver might unexpectedly face to undertake complex decisions or minimize mistakes.


由始至終，現代汽車執著於細緻及貼心設計。Santa Fe 進階的駕駛輔助系統考慮到您於旅途中遇上的突發情況，以協助危急時作出準確決定，將影響減至最低。

Lane Following Assist (LFA)

A front view camera detects the lanes on the road to help steer the vehicle and keep it centered inside the lane.

車道保持輔助系統

前方鏡頭可檢測行車道路，以確保汽車置於行車道上的中位。



Forward Collision-Avoidance Assist (FCA, junction turning)

This function warns the driver when a forward collision risk is detected, such as with a pedestrian, cyclist or vehicle that suddenly slows down or stops ahead. If the risk of collision continues to increase after the warning, it automatically assists with emergency braking. The same applies to collision risks with oncoming vehicles while turning right at an intersection.

前方碰撞預警系統

當偵測到前方有碰撞的危機時，不論行人、單車、突然減速或急停的車輛，前方碰撞預警系統會向駕駛者發出警示。於示警後，系統仍偵測出極高的碰撞危險，它將自動緊急剎停汽車。







Diverse power options controlled easily.

性能 · 掌控超然

Santa Fe's powerful driving performance boasts not only eye-catching numbers, but a wide range of options such as dynamic or comfortable driving, depending on the road conditions.

除了令人注目的超然駕駛性能外，新版本還為駕駛者按道路狀況，提供多種駕駛模式，例如動態模式或舒適模式。

2.2 CRDi Diesel Engine 柴油引擎

202 Maximum Power 最大馬力
ps/3,800 rpm

45.0 Maximum Torque 峰值扭矩
kg-m/1,750-2,750 rpm

Drive Mode

Simply turn knob to select the mode that suits you best: COMFORT for everyday driving, ECO for optimal fuel efficiency, SPORT for quicker acceleration, or SMART which automatically adjusts gear shift intervals based on recent driving patterns.

駕駛模式

輕鬆轉動旋鈕以選擇最適合您的駕駛模式：COMFORT 用於日常駕駛、ECO 用於最佳燃油效率、SPORT 用於提升加速度以及SMART 智能模式，根據駕駛習慣而自動調整換檔間距。



Multi Terrain Control

When the going gets tough, Snow, Mud and Sand modes assure optimal tire traction over different types of rough terrain. A quick glance at the center cluster or AVN will confirm terrain mode status.

地形模式

提供「雪地」、「泥地」及「沙地」三類地形模式以應付不同地質，確保輪胎的抓地力於任何的崎嶇地形上得到最佳發揮。駕駛者可快速地透過中控屏幕或電子儀表板確認地形模式狀態。



Equipped with diverse driving capabilities and a new platform that provides a spacious interior, the new Santa Fe's power and flexibility make it a family SUV ready for any situation. Features such as its AWD system, which optimally distributes power to the front and rear wheels depending on the driving conditions, and enhanced cargo space and leg room in the second and third rows will ensure a comfortable ride for any journey.

全新底盤帶來的寬敞車廂設計，配合不同駕駛模式，新Santa Fe的性能和靈活性使其成為一架全面的家庭SUV。例如四驅系統，可根據不同路面情況，自動調節前後輪之間的動力。同時，車廂內中後排座椅的腿部空間及尾箱儲物空間都得以提升，確保每段旅程的乘坐舒適度。

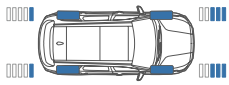
HTRAC All-Wheel Drive

This system automatically senses slippery or unstable driving conditions that even the driver may not detect and proactively balances power between the front and rear wheels to ensure stability at all times.

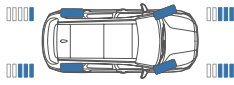
四驅模式

系統會自動感應出濕滑或其他不穩定的路面情況，並主動對前後輪之間的動力作出調整，以確保行車穩定。

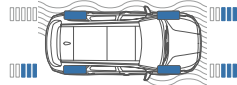
Highway Cruise 公路巡航



Cornering 轉彎抹角



Slippery Road 濕滑道路



New Body Platform

A new, next-generation platform has been applied to the Santa Fe, maximizing vehicle stability and creating more cargo space and legroom in the second and third rows. The new platform also brings with it significant improvements in collision safety, thanks to the increased usage of Advanced High-Strength Steel and hot stamping.

全新底盤

新版本 Santa Fe 已應用了全新底盤，提供更大的車廂空間，以及大大提高車輛的穩定性。另外，新底盤亦大幅度採用高強度鋼材及熱沖壓技術，提升了碰撞時的安全性。

2nd Row Leg Room (7seats)
中排腿部空間 (7座)

1,040mm

3rd Row Leg Room
後排腿部空間

746mm

Cargo Capacity (7seats, 3rd row folded)
尾箱空間 (7座, 後排摺疊)

最大 Max. 782升(L)





Perfectly aligned hybrid technology.

完美匹配的混能技術





SUVs require SUV-specific hybrid systems. That's why Santa Fe uses an exclusive hybrid system, applying parts that deliver increased power to provide optimal driving and braking performance, as well as high fuel efficiency. A reallocated battery space also creates more room in the second row and cargo area.

SUV 需要其專用的混能系統，以保持SUV的性能。這就是 Santa Fe 套用獨家混能系統的原因，採用可生產更大動力的零件，以提供最佳的駕駛和制動性能，同時大幅提升燃油效率。電池經過重新排位，令車廂的中排及尾箱空間創造出更多升級可能。



Hybrid 混能動力

In order to achieve optimal hybrid performance on an SUV, an exclusive TMED (Transmission Mounted Electric Device) type was applied to the Santa Fe. This enhances the PE parts' capacity, improving the output power and performance of the electric motor. The system also efficiently controls the vehicle by selecting EV mode or turning on/off the engine/motor accordingly, to enhance fuel economy.

為了成就出最佳混合動力性能的 SUV，Santa Fe 採用 TMED 系統，有效提高摩打的輸出功率及性能。透過有效地選擇純電模式/引擎及摩打開關，從而提高燃油效益。

1.6T GDi Gasoline Engine 電油引擎

180	Maximum Power ps/5,500 rpm	最大馬力	27.0	Maximum Torque kg.m/1,500~4,500 rpm	峰值扭矩
------------	-------------------------------	------	-------------	--	------

Hybrid Electric Motor 混能電動摩打

44.2kW	Maximum Power	最大馬力	264Nm	Maximum Torque	峰值扭矩
---------------	---------------	------	--------------	----------------	------




Features 設備



Full LED Projection headlamp
全 LED 投射式頭燈



LED Rear Combination Lamps
LED 尾組合燈



LED Outside Mirror Repeaters
LED 側鏡指示燈




Radiator Grille
電鍍鬼面罩



Safety Power Window
安全電動門窗



Beltline Molding
門框裝飾



Side Garnish
車側裝飾



Panorama Sunroof
全天幕天窗



18" Alloy Wheels
18吋合金輪圈



19" Alloy Wheels (HEV only)
19吋合金輪圈 (混能版適用)



20" Alloy Wheels
20吋合金輪圈



Head-Up Display (HUD)
抬頭顯示器



Rear Occupant Alert
後座提示系統



Driver Attention Warning (DAW)
疲勞提示系統



Full Auto Air Conditioning System
全自動空調系統



8" Display & Infotainment System
8吋資訊娛樂系統



Front Seat Warming & Cooling Air Ventilation
前排冷暖座椅



Rear Door Manual Curtain
中排太陽簾

Interior colors 車廂顏色



Black One-tone Interior 黑色內攏



Dark Beige Two-tone Interior 深棕色雙色內攏




Cognac Two-tone Interior 干邑色雙色內攏



Camel Two-tone Interior 駝色雙色內攏

Exterior colors 車身顏色



White Cream (WW2)

Glacier White (W3A)

Typhoon Silver (T2X)

Magnetic Forest (M2F)

Phantom Black (NKA)

Lagoon Blue (UE3)

Rain Forest (R2F)

Taiga Brown (RN7)

Specifications 規格

Type 類型		Diesel 柴油	HEV 混能
Engine 引擎		2.2 CRDi Diesel Engine 柴油引擎	1.6 T-GDi Gasoline Engine 電油引擎
Engine type 引擎類型		In Line 4 - Cylinders 直列式4氣缸	In Line 4 - Cylinders 直列式4氣缸
Displacement (cc) 排氣量		2,151	1,598
Max. Power (ps / rpm) 最大馬力		202 / 3,800	180 / 5,500
Max. Torque (kg-m / rpm) 峰值扭矩		45.0 / 1,750 ~ 2,750	27.0 / 1,500~4,500
Electric Motor 摩打			
Electric Motor type 摩打類型		-	Permanent Magnet Synchronous Motor 永磁同步摩打
Electric Motor Max. Power (kW) 摩打最大馬力		-	44.2
Electric Motor Max. Torque (Nm) 摩打峰值扭矩		-	264
Brakes 制動			
Front 前		17" (Φ325x30t), 18" (Φ345x30t)	17" (Φ325x30t)
Rear 後	with ABS (連ABS)	17" (Φ325x20t)	17" (Φ325x20t)
Suspension 懸掛			
Front 前			McPherson Strut Type 麥花臣式
Rear 後			Multi-Link Type 多連桿式
Tire 輪胎		235/60 R18, 255/45 R20	235/55 R19



Overall Width 全闊 1,900
Wheel Tread 輪距 1,637



Overall Length 全長 4,785
Wheel Base 軸距 2,765

Overall Height
(Including roof rack)
全高 (連頂架)

1,685 (1,710)



Wheel Tread 輪距 1,647

Unit : mm
單位

Showroom 陳列室

Shop 1, G/F, YHC Tower, 1B Sheung Yuet Road, Kowloon Bay,
Kowloon
九龍九龍灣常悅道1號B恩浩國際中心地下1號舖
Telephone 查詢電話: 3428 8288

Service Centre 維修中心

Kwai Chung 葵涌
1/F, 26-30 Wo Yi Hop Road, Kwai Chung, N.T.
新界葵涌和宜合道26-30號1樓
Telephone 查詢電話: 3421 0640

Tin Shui Wai 天水圍
DD124 & 127 Kiu Tau Wai, Kiu Cheong Road, Tin Shui Wai, Yuen
Long, N.T. (Entrance at Kiu Cheong Road)
新界元朗天水圍橋昌路橋頭圍 DD124 & 127 (橋昌路入)
Telephone 查詢電話: 3105 3828

- Hyundai Motor Company and Hyundai Hong Kong Co. Limited reserve the rights to change specifications and equipment without prior notice.
- Some of the equipment illustrated in this catalogue may not be supplied as standard equipment.
- The color plates shown may vary slightly from the actual colours due to limitations of the printing process. Please consult your dealer for full information and availability on colours and trims.
- 5-year unlimited mileage factory warranty.

- 本公司保留改變規格及設備的最終權利，恕不另行通知。
- 本小冊子內容部份設備為非標準配備。
- 基於印刷過程的限制，本小冊子所顯示的顏色與實物顏色或稍有偏差。請向零售商索取內飾和顏色的詳盡資料。
- 原廠保用為五年無限里數。



Zung Fu 仁孚



HyundaiHK



hyundaihongkong