

# KONA / KONA ELECTRIC





# You drive it. You define it.

Real style is a matter of being yourself on purpose. Like the all-new KONA. Distinctive and individual, its uniquely confident look sets it apart from every SUV in the class. Because we don't really see the fun in more of the same.

真我演釋型格。全新KONA由車身輪廓至內權設計，  
盡顯獨有個性。靈巧SUV駕駛之樂從未如此實在。



# You style it.

Combining sculpted lines with a stylish edge, the all-new KONA is expressive from every angle. Muscular surfaces flow into the distinctive high-contrast fender cladding, highlighting the bold SUV design. Firmly planted with a strong stance and sporty 17" alloy wheels, the KONA's two-tone roof and exterior mirrors also give you the possibility to customize colour combinations to fit your personal style. Dare to be different.

全新KONA結合進取的车身外觀及專屬的車架顏色，以硬朗姿態襯托17吋輪圈，更可為車頂及倒後鏡自訂顏色組合。你的座駕，由你主宰。



Photos for reference only 圖片只供參考



# You shine it.

Sometimes it's good to head in a new direction - like we have with the all-new KONA. At the front, the twin headlight design with LED daytime running lights creates an unmistakable front light signature.

有時換個新方向是件好事，就像全新設計的KONA一樣。雙車頭燈配合LED日間行車燈，塑造出進取的车身輪廓。



# Design 設計

Confident and unique, the all - new KONA has been designed to turn heads - and to raise pulses. The bold exterior design catches the eye with muscular sculpted shapes, sleek LED lighting and one - of - a - kind details that highlight the strong Hyundai SUV DNA at its core.

自信與獨特締造出全新KONA，既不減現代SUV系列的精髓，又突出車身外觀。多個色調的配搭，流線設計由車頭大燈至車尾擾流板，一墨相連成就個人型格風格。



Cascading grille and twin headlight design  
層疊式水箱罩及雙頭燈設計



LED headlamps and daytime running lights  
LED 頭燈及日間行車燈



LED rear lamps  
LED 尾燈



Two - tone roof and rear spoiler  
雙色調車頂及尾擾流板

# You boost it.

As you like it. Power, fun and efficiency. KONA offers the choice between two highly efficient, turbocharged petrol powertrains. At the top, you have a 1.6 T-GDI that delivers 177 HP and 4WD coupled with a 7-speed dual-clutch transmission (DCT). The DCT combines the fuel efficiency and driving fun of a manual transmission with the convenience of an automatic transmission.

全新KONA由力量、樂趣、高效能融滙而成。1.6公升T-GDI四汽缸渦輪增壓汽油引擎，最大馬力達177匹，加上七前速雙離合器波箱結合適時四輪驅動系統，使操控更靈活，駕駛更流暢，任何駕駛旅程都游刃有餘。



## Gamma 1.6 T-GDI Gasoline

1.6公升四汽缸渦輪增壓汽油引擎

177 Maximum power 最大馬力  
ps/5,500rpm

27.0 Maximum torque 最大扭力  
kg·m/1,500~4,500rpm



7-speed dual-clutch transmission (DCT)  
七前速雙離合器波箱



On-demand all wheel drive  
適時四輪驅動



# Technology 科技

The all-new KONA provides you with the seamless connectivity you expect and innovative tech that makes life easier—like wireless charging for your phone and a high mounted floating touch screen for better visibility and easy access.

全新KONA提供空間讓汽車與手機完全同步，七吋輕觸式資訊娛樂系統人金以及手機無線充電功能，全面提升車廂科技感。



7" touch screen infotainment system  
七吋輕觸式資訊娛樂系統



## Wireless phone charging

Located in the centre console, a wireless charging pad (Qi standard) lets you easily charge a compatible Qi-enabled smartphone without the use of messy and unsightly cables.

## 電話無線充電功能

主控制台配備無線充電板（符合Qi標準），為兼容Qi的智能手機無線充電，從此告別雜亂難看的線纜。



## Digital Information Cluster

Optimally placed and easy to read, a 4.2" LCD screen shows you important driver information like: the status of active safety features, remaining range and fuel consumption, outside temperature and more.

## 電子儀錶板

4.2吋LCD顯示屏綜合行車狀況，由安全提示、汽油存量以及戶外溫度等，都盡在掌握。

# You fit it.


Designed to fit everything you and your busy life can throw at it. The versatile KONA offers plenty of room for both passengers and cargo - it is amongst the best in class for leg, shoulder and headroom. And the wide-opening rear hatch and low load height makes loading quick and hassle-free.

A compact SUV that doesn't compromise on space, KONA also delivers an outstanding trunk capacity of 361 litres. It's also simple to adjust : you can fold down the rear seats in seconds with a single touch. And with the seats folded flat, you have a roomy 1,143 litres of space - perfect for weekend escapes.

KONA內權倘大且靈活多變，不但擁有前後排特寬腿部空間，肩膊空間及車內頂篷同樣寬廣。特闊尾門及特低車尾箱讓卸載行李輕而易舉。雖然KONA屬小巧型SUV，卻無損車廂載物空間，提供361公升的行李容量。如有需要，更可折疊後排座椅騰出更多空間：只需輕輕一按，不花幾秒，載物空間立即增至1,143公升，最適合週末短程旅行。



Photos for reference only 圖片只供參考





# Safety 安全

The all-new KONA benefits from superior rigidity through the use of advanced high strength steel and high impact energy absorption that protects passengers in the event of a collision. 全新KONA車廂結構受惠於先進高拉力鋼材 (AHSS) 的高強度剛性，有效吸收震盪，當遇上碰撞時為乘客提供最大保障。



## Parking Distance Warning - Forward

Parking can trigger anxiety in some drivers but this handy system will have you parking like a pro. Sensors gauge the remaining distance and issue a series of audible alerts as the car gets closer.

## 前方停車距離警告

系統助你提升泊車的效能。感應器可量度剩餘距離，並在座駕太接近前方物件前發出警報。



## Rear-view camera

The rear-view camera ends all worries about what could be hidden behind you like a parking bollard or a playing child. Shifting into reverse gear activates the rear-view camera allowing you to back-up with total confidence.

## 後視鏡頭

後視鏡頭讓你對後方情況一目了然。一入後波隨即啟動後視鏡頭，倒車自然充滿信心。



## Tire Pressure Monitoring System

TPMS is constantly checking the pressure of your tires. If the pressure drops below the safety threshold, TPMS will trigger a warning light on the central gauge cluster to let you know which particular tire requires your attention.

## 呔壓監測系統 (TPMS)

系統不斷檢測輪呔壓力，若呔壓降至安全值以下，系統會在中央標板上亮起警示燈，讓每個輪呔都處於行駛的最佳狀況。

## Exterior colors 車身顏色




Chalk white



Lake silver



Velvet dune



Dark knight



Phantom black



Acid yellow



Pulse red



Tangerine comet



Galactic gray



Blue lagoon



Ceramic blue

## Roof colors 車頂顏色



Dark knight



Phantom black

## Wheel 輪圈



17" Alloy wheel 合金輪圈

## Interior colors & Seat Trims 內櫥顏色及座椅裝飾



Cloth seats 布料



Leather 皮革

# Specifications 規格

Type 類型	Gamma 1.6 T-GDI Gasoline	
Engine type 引擎類型	4-Cylinder DOHC 4氣缸雙頂凸輪軸	
Displacement (cc) 排氣量	1,591	
Max. Power (ps / rpm) 最大馬力	177 / 5,500	
Max. Torque (kg-m / rpm) 最大扭力	27.0 / 1,500~4,500	
Brakes 制動		
Front 前	Ventilated disc 通風碟	
Rear 後	Disc 碟	
Suspension 懸掛		
Front 前	McPherson strut type 麥花臣式	
Rear 後	Multi-Link Type (4WD) 多連杆式 (四輪驅動)	
Tire 輪胎	215/55R17	

## Dimensions 尺寸



Overall width 全闊 2,052  
(including door mirrors)  
(包括側鏡)



Wheel base 軸距 2,600  
Overall length 全長 4,165

Overall height 全高  
1,550



Overall width 全闊 1,800  
(excluding door mirrors)

Unit 單位 : mm

Photos for reference only 圖片只供參考

# KONA Electric

## You Charge It.

Introducing the ground-breaking KONA Electric, the uncompromising newcomer that combines bold, roomy SUV with impressive electric driving range. In standard trim, you get a 312km driving range while the upper trim delivers 482km on a single charge. Break the gas station habit by driving KONA Electric and enjoy the ultimate freedom.

全新劃時代設計的 KONA Electric ,內和外同樣展現獨特及無可比爾的純電動CUV個性。基本版輕鬆為您帶來312公里的續航距離;頂級版更可讓您感受達482公里的全新駕駛體驗。





Photos for reference only 圖片只供參考

# You lead the way.

Why follow the crowd when you can blaze your own trail with KONA Electric? With its unique closed-off front grille and futuristic 17" alloy wheels, KONA Electric looks different because it is different. Inside and out, it's packed with innovative technologies starting with its lithium-ion batteries that are liquid-cooled to ensure optimal performance and efficiency.

全新KONA揉合立體曲線及獨特頭尾設計,無論從任何角度,同樣展現時尚型格。車頂及倒後鏡更可讓您選擇切合您個人風格的顏色。KONA就是敢於與眾不同。



Grille and twin headlight design  
型格雙頭燈及格柵設計



LED rear lamps  
LED 尾燈



17" alloy wheel  
17寸合金輪圈



Photos for reference only 圖片只供參考



Photos for reference only 圖片只供參考





# You're in full control.

Everything you need is right at your fingertips: switch between Drive, Neutral, Reverse and Park with a simple press of the button on the center console. The central gauge cluster is all-digital for quick and intuitive checking of key functions. Paddle shifters on the steering column offer fingertip control over the level of regenerative braking by sending more power to the wheels for quicker acceleration or to the battery for higher efficiency.

車輛各個系統,以及換檔的操控也在你的指控之間。中央的7吋電子儀表板,為您清晰地提供行車資訊,附設在軛盤上的能量回收撥片,令您更得心應手地操控著KONA Electric。



7" digital cluster  
7吋電子屏幕儀表板



7" touch screen infotainment system  
7吋輕觸式資訊娛樂系統



Paddle shifter (Regenerative braking control)  
軛盤撥片(能量回收制動控制)



Electronic gear shift button  
電子轉波按鍵

## Exterior colors 車身顏色



Chalk white



Acid yellow



Ceramic blue




Tangerine comet



Pulse red



Galactic gray



Dark knight

## Roof colors 車頂顏色



Dark knight



Phantom black



Chalk white

## Seat trims 座椅顏色及物料



Leather - Black  
皮革 - 黑色



Leather - Grey  
皮革 - 灰色

# Specifications 規格

Type 類型		64.0 kWh battery 電池	39.2 kWh battery 電池
Motor 摩打		Permanent-magnet synchronous motor (PMSM) 永磁同步摩打	Permanent-magnet synchronous motor (PMSM) 永磁同步摩打
Max. Power (kW) 最大馬力		150	100
Max. Torque (kg.m) 最大扭力		40.3	40.3
Max. Speed (kph) 最高時速		167	155
Aero drag (Cd) 風阻		0.288	
Suspension 懸掛			
Front 前		McPherson strut type 麥花臣式	
Rear 後		Mult-Link Type (2WD) 多連杆式 (前輪驅動)	
Wheel & Tire 輪圈及輪胎			
Wheel 輪圈		7.0J x 17" alloy wheel 合金輪圈	
Tire 輪胎		215/55R17	

# Dimensions 尺寸



Overall width 全闊 1,800



Wheel base 軸距 2,600

Overall length 全長 4,180

Overall height 全高  
1,555 / 1,570 (roof rack)



Overall width 全闊 1,800

Unit 單位: mm

Photos for reference only 圖片只供參考

**Showroom 陳列室**

G/F, 4D Nan Fung Commercial Centre, 19 Lam Lok Street, Kowloon Bay, Kowloon  
九龍九龍灣臨樂街19號南豐商業中心地下4D  
Telephone 查詢電話: 3428 8288

**Service Centre 維修中心**

Kwai Chung 葵涌  
1/F, 26-30 Wo Yi Hop Road, Kwai Chung, N.T.  
新界葵涌和宜合道26-30號1樓  
Telephone 查詢電話: 3421 0640

Tin Shui Wai 天水圍  
DD124 & 127 Kiu Tau Wai, Kiu Cheong Road, Tin Shui Wai, Yuen Long, N.T. (Entrance at Kiu Cheong Road)  
新界元朗天水圍橋昌路橋頭圍 DD124 & 127 (橋昌路入)  
Telephone 查詢電話: 3105 3828

- Hyundai Motor Company and Hyundai Hong Kong Co. Limited reserve the rights to change specifications and equipment without prior notice.
- Some of the equipment illustrated in this catalogue may not be supplied as standard equipment.
- The color plates shown may vary slightly from the actual colours due to limitations of the printing process. Please consult your dealer for full information and availability on colours and trims.
- 5-year unlimited mileage factory warranty.

- 本公司保留改變規格及設備的最終權利，恕不另行通知。
- 本小冊子內容部份設備或非標準配備。
- 基於印刷過程的限制，本小冊子所顯示的顏色與實物顏色或稍有偏差。請向零售商索取內飾和顏色的詳盡資料。
- 原廠保用為五年無限里數。